

Resilience Fund final report 2022:

# Household Preparedness Tool

# Kit Me



WEST COAST  
EMERGENCY MANAGEMENT

GROUP

**Contact Details:**

***Tracey Twaddle***

Inclement

Tracey.twaddle@inclement.co.nz

0211596507

***Claire Brown***

Regional Director

West Coast Emergency Management Group

03 769 9323

info@westcoastemergency.govt.nz

**Document Details:**

Date: 18<sup>th</sup> May 2022

Prepared by: Tracey Twaddle,  
External Project Lead

Approved for Release by:  
Claire Brown, Regional Director  
West Coast Emergency  
Management Group

Copyright Inclement 2022

# Kit Me



INCLEMENT



WEST COAST  
EMERGENCY MANAGEMENT

GROUP

# Introduction

Digital tools are increasingly used to improve preparedness for response and recovery. Success of the COVID-19 Tracer App has proven how valuable technology can be in the Emergency Management sector.

Through community consultation, the West Coast Emergency Management Group (WCEM) identified that the level of preparedness of our communities needs to improve. Unfortunately, the yearly NEMA and Colmar Brunton research does not gather sufficient data to understand preparedness levels on the coast in any detail.

This Household preparedness tool project, empowers households to improve their preparedness and Get Ready for future emergencies, such as the rupture of the Alpine Fault or significant weather event.

It also helps WCEM monitor and understand drivers and barriers of local preparedness in order to target resources to increase preparedness.

With our complex and dynamic risk profile combined with our barriers to resilience, West Coast communities and emergency management staff are excited to use this world leading tool to build and maintain emergency preparedness in our communities.



# Project Goals

- ▶ Empower household preparedness across the Coast
- ▶ Target barriers to preparedness
- ▶ Support households to maintain preparedness levels
- ▶ Measure and monitor preparedness
- ▶ Focus resources on households who need it most
- ▶ Understand the drivers of preparedness to effect positive change



# Development Process

The Development process for Kit Me included:

- Identification of the main applicable barriers to preparedness
- Targeting of those barriers with specific aspects of the Kit Me tool
- Adapting plans to manage hurdles associated with Covid -19, and multiple rain events affecting the West Coast
- Designing an interface which is user friendly, accessible, and appropriate
- Identifying applicable Get Ready resources to link to
- Identifying which preparedness resources to target, which were within budget, and which would provide the most initial
- Planning, build, and management processes of the Kit Me prototype tool, led by Inclement (a West Coast based Purpose Led organisation) and with support and build by Media Suite - Web application developers based in Christchurch.



# Outcomes

The outcome of the project is the creation of the Kit Me prototype, web based tool.

**Kit Me is available now to use online - You can find this at [www.KitMe.co.nz](http://www.KitMe.co.nz) and have a go.**

The tool is designed to be user friendly and intuitive. There are very few steps to take to get your supplies planning underway, and the following is a breakdown of those steps:

To use the tool:

- 1) Go to [www.kitme.co.nz](http://www.kitme.co.nz) - either on a computer or phone with internet access - Figure A and Figure B
- 2) Login or sign up by clicking on 'start my kit'
- 3) Enter a few details to help calculate their supplies - Figure C
- 4) Choose a goal that works for them - the supplies are calculated for their household to assist in goal selection - Figure D
- 5) A dashboard shows items to work towards, the ability to record progress, Helpful tips and Useful resources - links to NEMA get ready resources - Figures E, F and G
- 6) Reminders are emailed to the user to help ensure supplies are reviewed and maintained and ready when needed.
- 7) Users can install Kit Me on android phones by agreeing to an automatic prompt - Figure H

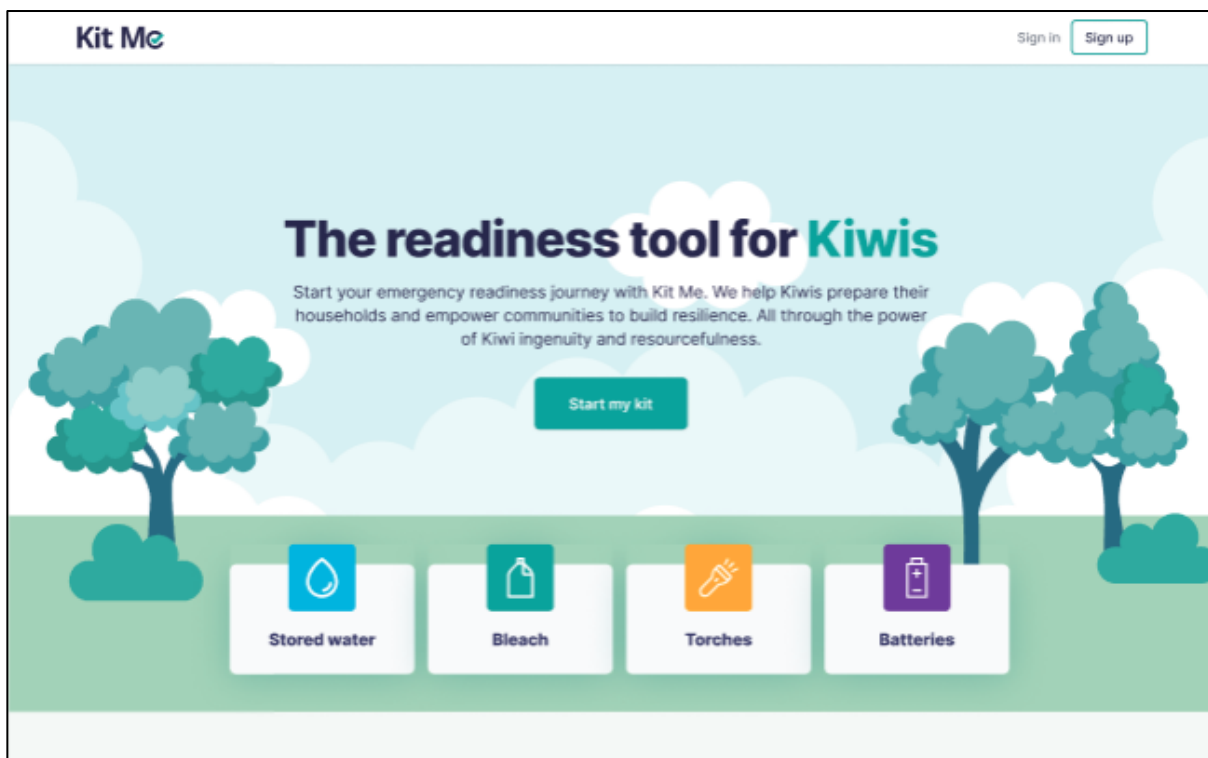


Figure A: Kitme.co.nz as seen on a full size screen

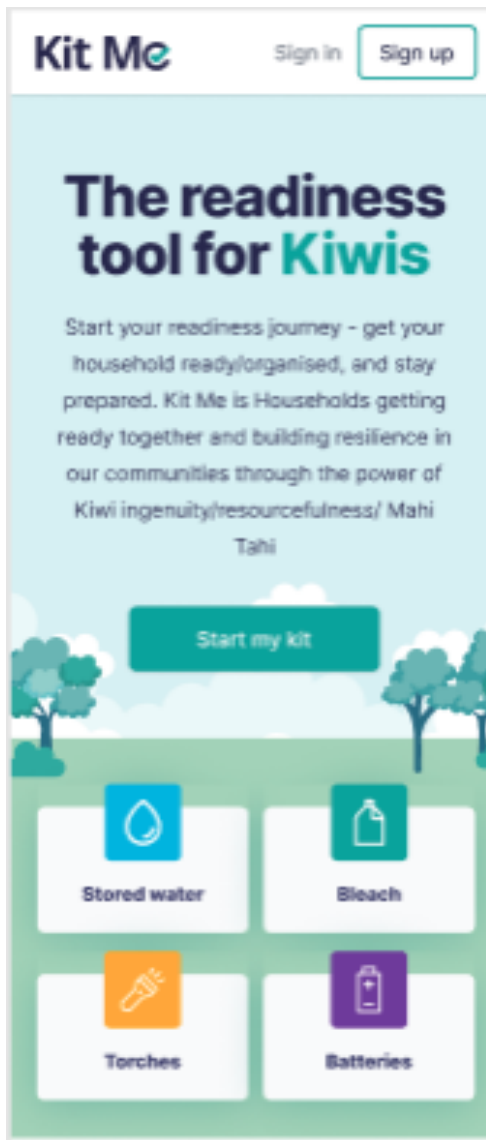


Figure B: Kit Me as seen on a phone screen

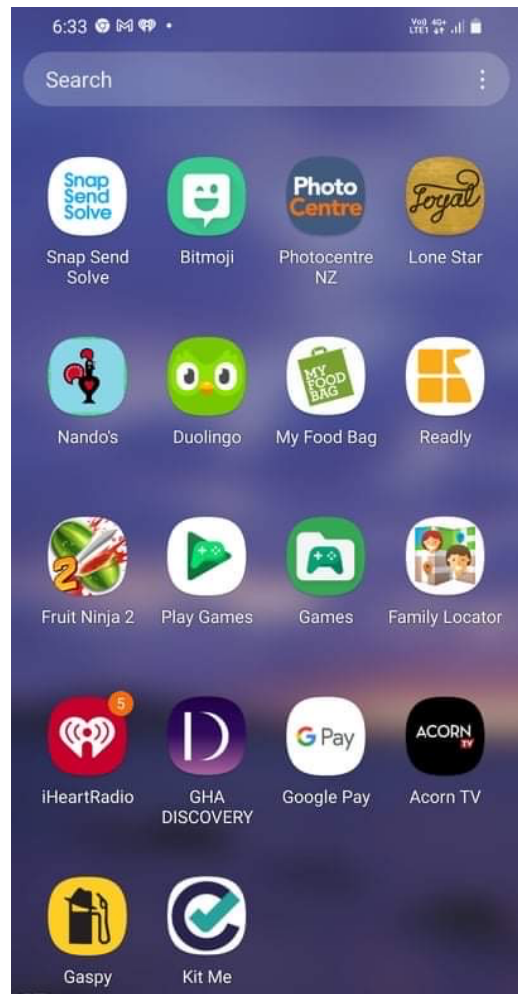


Figure H: Kit Me installed on a Users' Android phone

# Start your Kit

Tell us about yourself to start your household's emergency readiness journey.

---

Email address

Postcode  
 [Find your postcode](#)

---

**Your household**

Number of people  Household nickname E.g. The Taylor Family

---

Password

Confirm password

Your password must:

- contain numbers;
- contain uppercase letters;
- be greater than 8 characters

---

Privacy policy  
I agree to the [terms in the privacy statement](#) and [website conditions of use](#).

---

Figure C: Users enter a few details to set up an account



## Choose a readiness goal that works for you.

You can start off with small steps or look at the big picture. Each option is already calculated below for the number of people in your household.

You can change your choice at any time.

### 3 days

Let's make sure you have your household's basic needs covered immediately after an emergency.

- ✓ 36 litres of stored water
- ✓ 1 litres of bleach
- ✓ 1 Torch
- ✓ 2 Sets of batteries

[Set this as your goal](#)

### 1 week

You're prepared for immediately after an emergency, but what's next? Making sure you have a week of basic supplies.

- ✓ 560 litres of stored water
- ✓ 1.5 litres of bleach
- ✓ 4 Torches
- ✓ 4 Sets of batteries

[Set this as your goal](#)

### 2 weeks

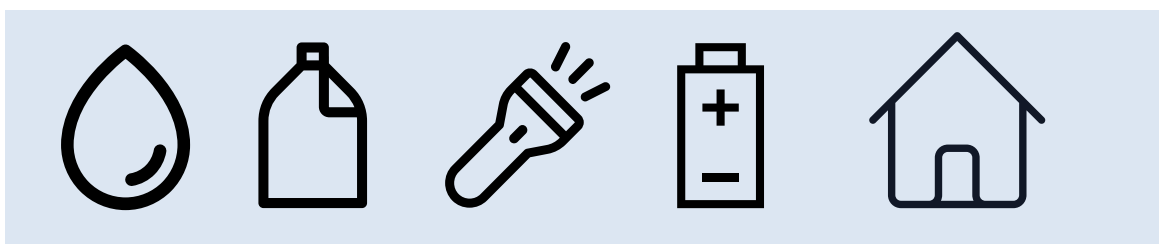
Okay, you're set for a week. But what if you live further out of town, could have trouble accessing supplies or your local Emergency Management group suggest 2 weeks of supplies is preferable for your situation?

- ✓ 1120 litres of stored water
- ✓ 2 litres of bleach
- ✓ 4 Torches
- ✓ 8 Sets of batteries

[Set this as your goal](#)

Figure D: Users choose a goal that works for them - the supplies are calculated for their household

Icons used in the Kit Me tool:



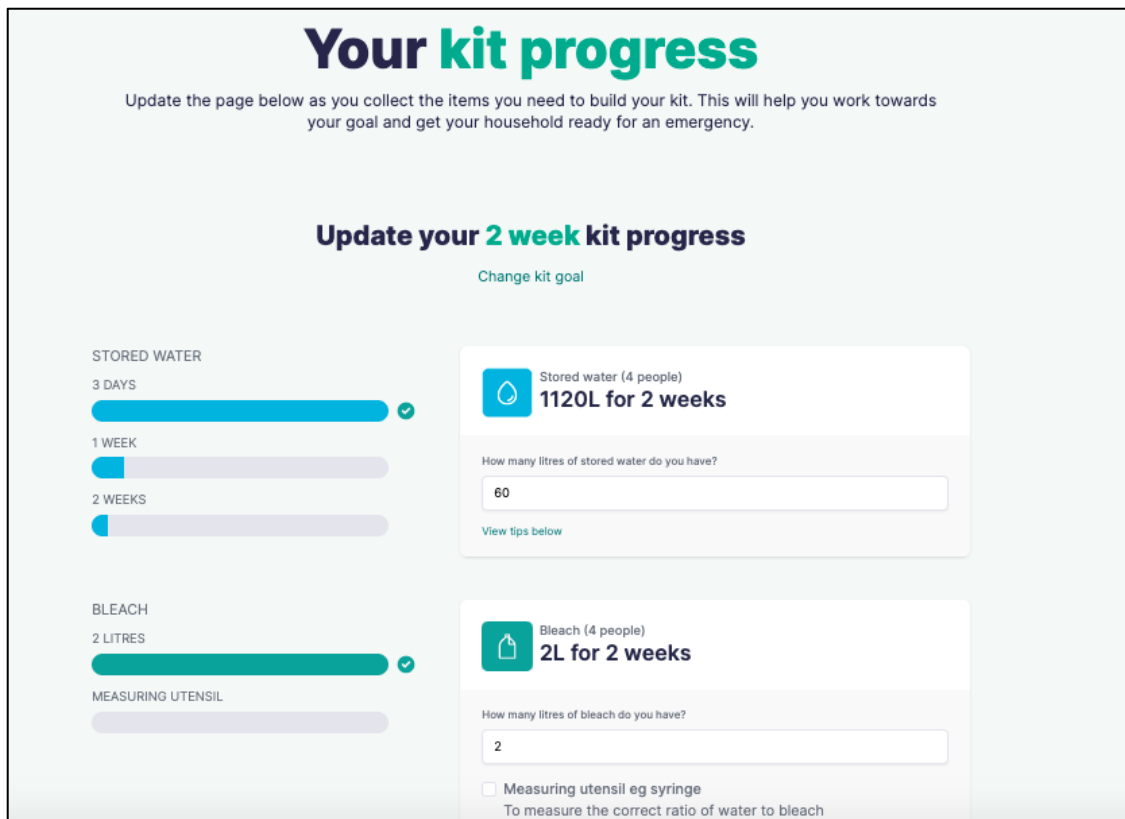
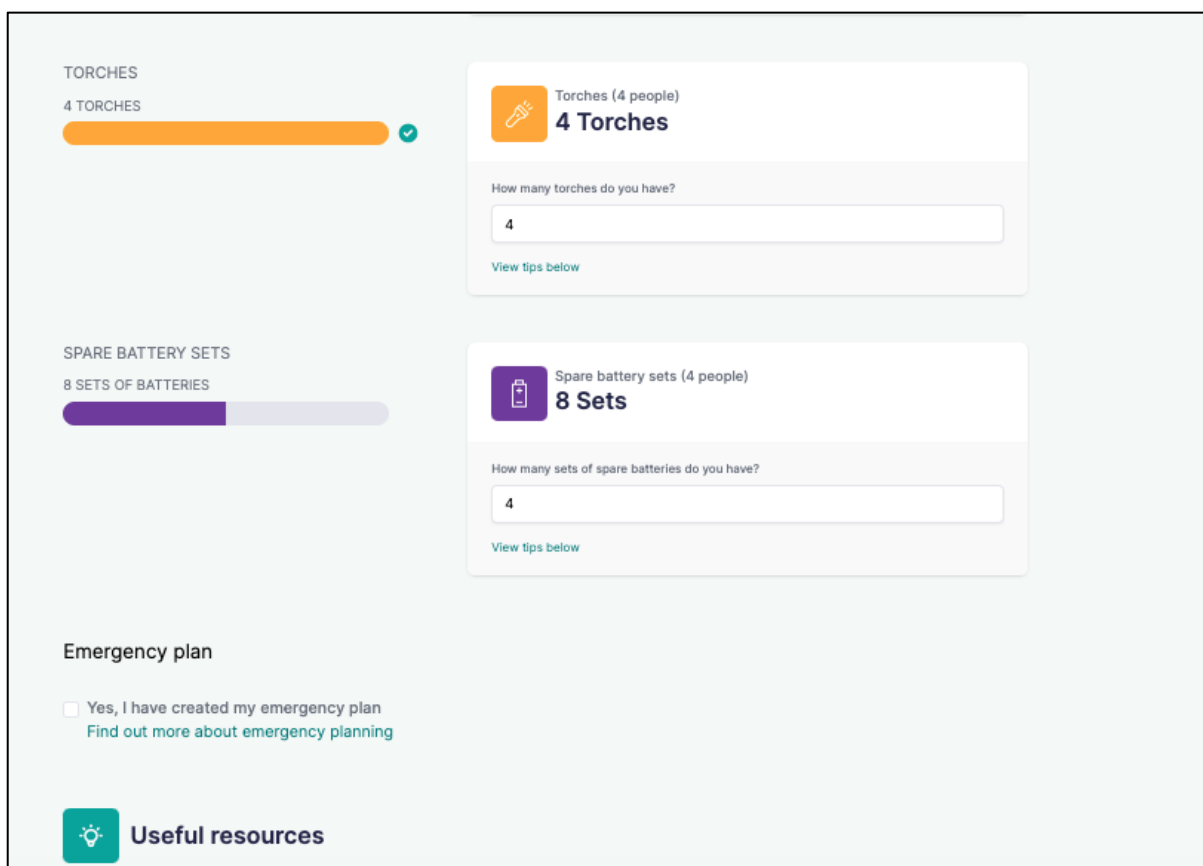


Figure E: Top of the dashboard Page



**Emergency plan**

Yes, I have created my emergency plan  
[Find out more about emergency planning](#)

 **Useful resources**

Figure F: Centre of the dashboard Page



## Useful resources

Visit these resources on the Get Ready website:

- [Steps to Get Ready](#)
- [Make a Plan](#)
- [Storing emergency water](#)
- [Get ready in Te Reo Māori](#)
- [Households with Babies](#)
- [Advice for Disabled people](#)
- [Get ready info in accessible formats](#)

For further resources, information or assistance:

Visit [getready.govt.nz](https://getready.govt.nz), Contact your local Civil Defence Group or email us: [hello@kitme.co.nz](mailto:hello@kitme.co.nz)

Figure G: Lower end of the dashboard Page - links to NEMA get ready resources



# Opportunities

We have identified the following opportunities for the tool to improve readiness and be utilized by the emergency management sector for:

- **A printable booklet to go in household emergency kits.**  
This is a solution to an identified risk around communication barriers during emergencies in our region. The strategy of pre-sharing the information, reduces this risk.
- **Increased types of resources managed by the tool.**  
This opportunity is in answer to both feedback, but also because of limitations because of budget. Food, hygiene supplies, Grab bags, and pet supplies are an opportunity for future growth.
- **More in-depth communication of information including using graphics to explain concepts.**  
In particular, feedback suggested that more information about emergency water is needed in the tool. There is a large variance in emergency water needs, including between rural and metropolitan households and different regions. There is an opportunity to use graphics and other tools in Kit Me to explain more detailed concepts and increase preparedness literacy and knowledge.
- **Further targeting barriers to Preparedness**  
Opportunities include having extra information for people with disabilities, mobility issues, Children and babies, including in a wider variety of languages than are currently included.
- **Tailoring information to region or postcode**  
Currently Kit Me has information based on local risk for the West Coast. If this tool is rolled out to other regions in NZ, displaying suggestions tailored to the users' region as determined by the local CDEM recommendations is a great opportunity.

# Future

In the immediate future West Coast Emergency Management (WCEM) is commencing the community rollout of Kit Me.

In six months' time users will also start to receive reminders to check their supplies, and review their emergency plan and their preparedness goals.

WCEM will also have visibility of non-personal analytics to help target our initiatives and resources and build our preparedness.

This is a fantastic addition to our toolbox. Kit Me helps us support and empower households to get prepared and stay prepared - now and into the future.

We hope that Kit Me expands across Aotearoa, to help Households, communities and CDEM groups access this tool, to empower them to tackle barriers to preparedness, Get Ready and stay ready. And in the meantime it start helping West Coasters Get ready now.







INCLEMENT

Copyright Inclement 2022



WEST COAST  
EMERGENCY MANAGEMENT

GROUP